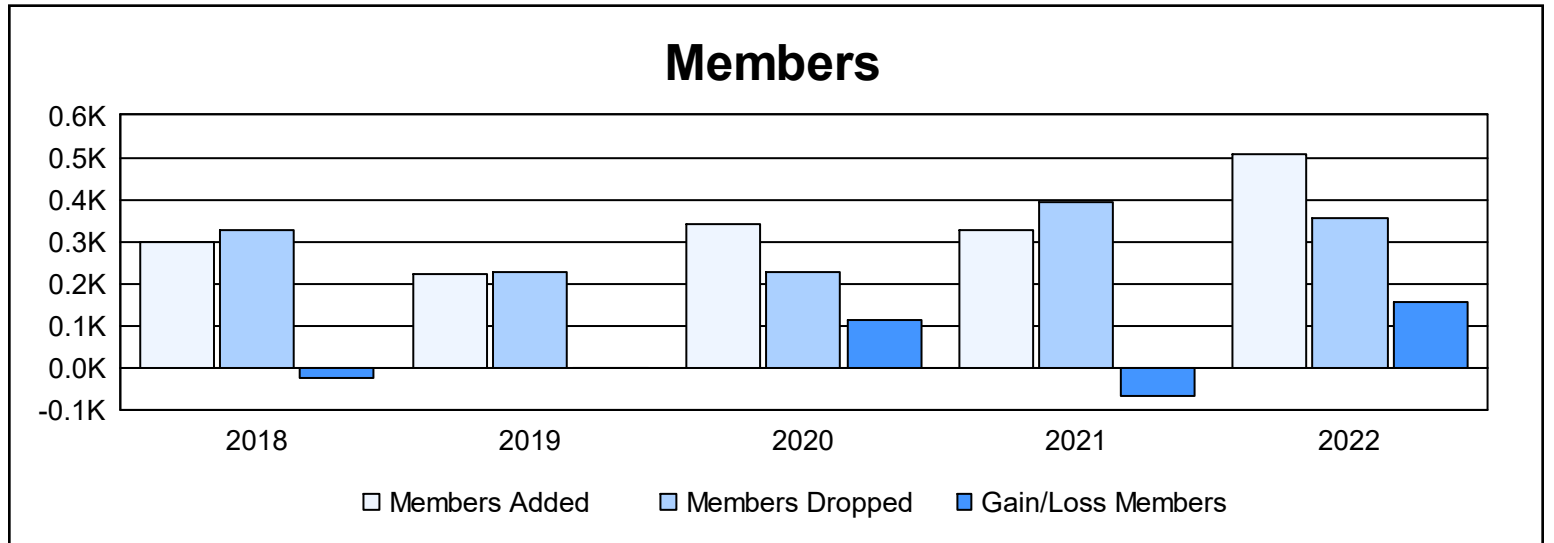
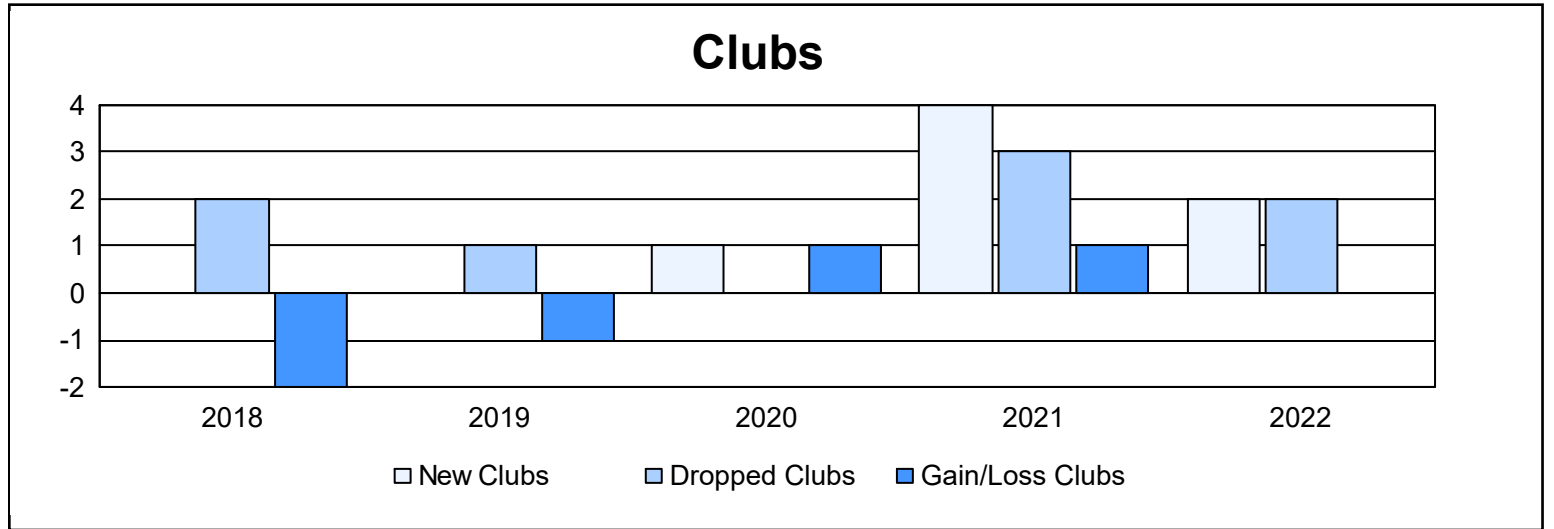
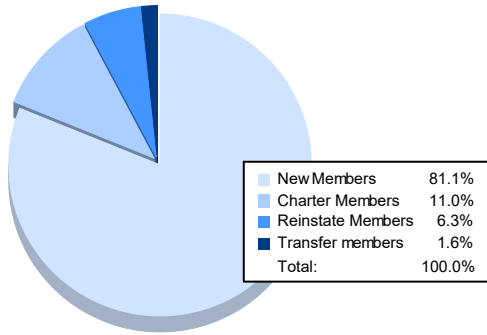


| Year | New Clubs | Dropped Clubs | Gain/ Loss Clubs | New Members | Charter Members | Reinstate Members | Transfer Members | Total Member Added | Total Members Dropped | Gain/ Loss Members |
|----------------|-----------|---------------|------------------|-------------|-----------------|-------------------|------------------|--------------------|-----------------------|--------------------|
| 2017-2018 | 0 | 2 | -2 | 222 | 16 | 56 | 4 | 298 | 325 | -27 |
| 2018-2019 | 0 | 1 | -1 | 194 | 5 | 18 | 6 | 223 | 225 | -2 |
| 2019-2020 | 1 | 0 | 1 | 191 | 104 | 34 | 11 | 340 | 229 | 111 |
| 2020-2021 | 4 | 3 | 1 | 120 | 168 | 29 | 11 | 328 | 395 | -67 |
| 2021-2022 | 2 | 2 | 0 | 413 | 56 | 32 | 8 | 509 | 353 | 156 |
| Average | 1 | 2 | 0 | 228 | 70 | 34 | 8 | 340 | 305 | 34 |



Membership Composition June 2022 Cumulative



Gender Composition June 2022 Cumulative

